

POLARIS **RANGER**[®]

AGRICULTURE / UTILITY



2023



POLARIS

THE FIRST CHOICE OF MORE AUSTRALIAN FARMERS



AUSTRALIA'S NUMBER 1 IN SIDE X SIDE VEHICLES*
*Industry Data 2022

THE LARGEST RANGE OF SIDE BY SIDE VEHICLES IN AUSTRALIA



PETROL



DIESEL



ELECTRIC

- ➔ MID-SIZE SEATS 2
- ➔ FULL-SIZE SEATS 3
- ➔ CREW SEATS 4 - 6

"Is Mid Size Your Size"

POLARIS RANGER



"You can purchase a mid-size Polaris RANGER for not much more than the price of a quad bike, but it will do a heck of a lot more."

- "Mark Larkham"

QUAD BIKE



122cm

MID-SIZE



147cm

FULL-SIZE



158cm

Mid-Size means it's a little shorter and a little narrower than the full-sized 3-seat range, but that also means it's more nimble, more manageable and more manoeuvrable.



WATCH NOW

POLARIS

GENUINE PARTS & ACCESSORIES

"GET MORE DONE"

LOCK & RIDE®

Quick and easy fit and remove with no tools required.



FOR YOUR COMFORT, SAFETY & PROTECTION



Mark Larkham talks about Polaris Genuine Accessories .

SOME OF OUR MOST POPULAR ACCESSORIES

RANGER DIESEL HD EPS



ACCESSORY IDEAS

1. Glass tip out screen #2889031
2. Bull bar and side rail kit #AUST548
3. Poly half door #2882559
4. Tip down Headache rack #2881531
5. Premium poly sport roof #2882912
6. Poly rear panel #2883773
7. Pro Armor 81cm single-row light bar #2884299

RANGER 570 HD EPS ADC



ACCESSORY IDEAS

1. Steel half doors #Aust510
2. Tip out front screen #2881784
3. Matte black six'r alloy rims #1521507-521
4. Pro Armor attack tyres #5415613
5. Canvas seat covers #P772q
6. Front brushguard #2879973
7. Polysport roof #2883236
8. Cargo max system #2882177
9. Rear poly panel #2879812
10. Rear brushguard #2879972
11. Pro Armor 25cm dual row light bar #2882075
12. Work beacon led light #2883265

RANGER 1000 EPS



ACCESSORY IDEAS

1. Premium poly sports roof #2882912
2. Tip out windscreen #2889013
3. Poly rear panel #2883773
4. Steel half doors #AUST508
5. Scrub bar and side rail kit #AUST555
6. Work beacon led light #2883265
7. Ranger snorkel kit #AUST403

RANGER XP 1000 CREW NORTHSTAR



ACCESSORY IDEAS

1. Crew - Poly sports roof #2883274
2. Full glass windshield #2889030
3. Windshield wiper kit #2883974
4. 76cm Pro Armor dual row light bar #2882074
5. 25cm Rear-facing Rigid light bar #2883123
6. Crew - Rock guard with step #2883398
7. Poly front doors #2882561
8. Poly rear doors #2883437
9. 2,041kg Pro heavy duty winch #2882711
10. Front hood storage rack #2882690
11. Rear cargo max system #2882177

2023 MODEL LINE UP



MID SIZE

RANGER[®] SP 530



- 32 HP
- ON DEMAND TRUE ALL-WHEEL-DRIVE (AWD)
- VERSATRAC TURF MODE
- SEATS 2
- DUMP BOX CAPACITY - 227 KG

RANGER[®] 570 HD EPS ADC



- 44 HP
- ON DEMAND TRUE ALL-WHEEL-DRIVE (AWD)
- VERSATRAC TURF MODE
- IRS WITH 25.4CM OF TRAVEL
- DUMP BOX CAPACITY - 227KG

RANGER[®] SP 570 PREMIUM



- 44 HP
- ON DEMAND TRUE ALL-WHEEL-DRIVE (AWD)
- VERSATRAC TURF MODE
- SEAT BELT INTERLOCK
- DUMP BOX CAPACITY - 230KG

FULL SIZE

RANGER[®] 1000 EPS



- 61 HP
- HIGH PERFORMANCE ON DEMAND TRUE ALL-WHEEL-DRIVE (AWD)
- VERSATRAC TURF MODE
- IRS WITH 25.4CM OF TRAVEL
- DUMP BOX CAPACITY - 454KG

RANGER[®] 1000 EPS PREMIUM



- 61 HP
- HIGH PERFORMANCE ON DEMAND TRUE ALL-WHEEL-DRIVE (AWD)
- VERSATRAC TURF MODE
- 1,134 KG TOWING CAPACITY
- DUMP BOX CAPACITY - 454KG

RANGER[®] XP 1000 HD EPS ADC



- 82 HP
- HIGH PERFORMANCE ON DEMAND TRUE ALL-WHEEL-DRIVE (AWD)
- VERSATRAC TURF MODE
- HANDBRAKE
- DUMP BOX CAPACITY - 454KG

RANGER[®] DIESEL HD EPS ADC



- 24.8 HP
- ON DEMAND TRUE ALL-WHEEL-DRIVE (AWD)
- VERSATRAC TURF MODE
- DONALDSON AIR FILTER
- DUMP BOX CAPACITY - 435KG

2023 MODEL LINE UP



ELECTRIC

RANGER[®] XP KINETIC PREMIUM



110 HP
HIGH PERFORMANCE ON DEMAND TRUE ALL-WHEEL-DRIVE (AWD)
VERSATRAC TURF MODE
3 KW ON-BOARD BATTERY CHARGER
LITHIUM ION BATTERY 14.9 KWH NOMINAL

RANGER[®] XP KINETIC ULTIMATE



110 HP
HIGH PERFORMANCE ON DEMAND TRUE ALL-WHEEL-DRIVE (AWD)
VERSATRAC TURF MODE
6 KW ON-BOARD BATTERY CHARGER
LITHIUM ION BATTERY 29.8 KWH NOMINAL

CLIMATE CONTROL

RANGER[®] SP 570 NORTHSTAR



44 HP
ON DEMAND TRUE ALL-WHEEL-DRIVE (AWD)
VERSATRAC TURF MODE
POLARIS PRO HD 3,500 LB. WINCH
HEATER & DEFROST

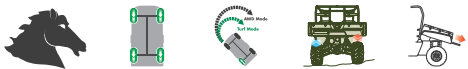
RANGER[®] XP 1000 NORTHSTAR PREMIUM



82 HP
HIGH PERFORMANCE ON DEMAND TRUE ALL-WHEEL-DRIVE (AWD)
VERSATRAC TURF MODE
HEATER, A/C & DEFROST
POLARIS PRO HD 4,500 LB. WINCH

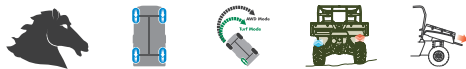
CREW

RANGER[®] CREW SP 570 PREMIUM



44 HP
ON DEMAND TRUE ALL-WHEEL-DRIVE (AWD)
VERSATRAC TURF MODE
IRS WITH 25.4CM OF TRAVEL
DUMP BOX CAPACITY - 227KG

RANGER[®] CREW 1000 PREMIUM



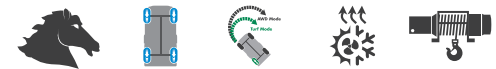
61 HP
HIGH PERFORMANCE ON DEMAND TRUE ALL-WHEEL-DRIVE (AWD)
VERSATRAC TURF MODE
IRS WITH 25.4CM OF TRAVEL
DUMP BOX CAPACITY - 454KG

RANGER[®] XP 1000 PREMIUM



82 HP
HIGH PERFORMANCE ON DEMAND TRUE ALL-WHEEL-DRIVE (AWD)
VERSATRAC TURF MODE
IRS WITH 27.9CM OF TRAVEL
DUMP BOX CAPACITY - 227 KG

RANGER[®] CREW XP 1000 NORTHSTAR PREMIUM



82 HP
HIGH PERFORMANCE ON DEMAND TRUE ALL-WHEEL-DRIVE (AWD)
VERSATRAC TURF MODE
HEATER, A/C & DEFROST
POLARIS PRO HD 4,500 LB. WINCH

POLARIS RANGER SPECS & FEATURES

RANGER SP 570 (CAMO)




USING YOUR SxS VEHICLE

SAFELY

A message from Polaris about how to use your SxS vehicle safely.

Polaris has engineered the most capable utility and recreational off-road vehicles packed with safety technology such as Engineered Roll Over Protection (ROPS) Roll Cages, Active Decent Control (ADC), True On Demand All Wheel Drive and more. However when operating a side by side vehicle off-road, the Driver/User and passengers must ensure that they operate the vehicle safely. Here are a few Tips and Hints on how to enjoy your Side by side vehicle safely.

TIPS



Always wear a seat belt. Most injuries occur from passengers or limbs being ejected from the vehicle during an accident. Seat belts are your best friend.



An appropriate helmet is recommended for all occupants (Driver & Passengers). The more passengers in a vehicle, the more likelihood of "head to head" impacts.

RANGER XP 1000 HD (FULL-SIZE)



Electronic Power Steering **YES**

Horsepower (HP) **82**

Engine **999cc**
4-Stroke Twin Cylinder DOHC

Towing Capacity (kg) **1,134**

Ground Clearance (mm) **330**

Suspension Travel Front/Rear (mm) **279/279**

Rear Tray Capacity (kg) **454**

Active Descent Control **YES**

Turf Mode (unlocking rear diff) **YES**

RANGER XP 1000 NORTHSTAR (CREW)



Electronic Power Steering **YES**

Horsepower (HP) **82**

Engine **999cc**
4-Stroke Twin Cylinder DOHC

Towing Capacity (kg) **1,134**

Ground Clearance (mm) **330**

Suspension Travel Front/Rear (mm) **279/279**

Rear Tray Capacity (kg) **454**

Turf Mode (unlocking rear diff) **YES**



- Be aware of HIGH RISK situations such as sloping and hilly Terrain.
- Slow is best when navigating hilly or obstructed terrain.
- In these higher risk situations always use LOW RANGE.



- Be aware of your vehicle condition. In particular it is a good habit throughout your driving day to visually check that your tyres are correctly inflated and you have not picked up a puncture or have a partially inflated tyre. Correct tyre pressures are important for traction and handling.



- Overloading - Your Polaris is designed to carry a certain maximum load (which varies from model to model). Never exceed the maximum load and remember a loaded vehicle may handle and respond differently to an empty vehicle.

ALWAYS WEAR A HELMET, SEAT BELT AND USE SAFETY NETS OR DOORS FOR YOUR PROTECTION



Helmet



Seat Belt



Safety Nets



Doors

MID-SIZE



*2022 colour shown with optional genuine accessories fitted.

RANGER SP 570 EPS PREMIUM

FULL-SIZE



*2022 colour shown with optional genuine accessories fitted.

RANGER XP 1000 HD EPS ADC

FULL-SIZE



*Shown with optional genuine accessories fitted.

RANGER DIESEL HD EPS ADC

CREW



*2022 colour shown with optional genuine accessories fitted.

RANGER CREW XP 1000 NORTHSTAR PREMIUM



RANGER SP 530

RANGER 570 HD EPS ADC

RANGER SP 570 PREMIUM

RANGER SP 570 NORTHSTAR

	RANGER SP 530	RANGER 570 HD EPS ADC	RANGER SP 570 PREMIUM	RANGER SP 570 NORTHSTAR	
ENGINE	Engine Type	4-Stroke Single Cylinder DOHC	4-Stroke Single Cylinder DOHC	4-Stroke Single Cylinder DOHC	
	Displacement	567cc	567cc	567cc	
	Fuel System / Battery	Electronic Fuel Injection	Electronic Fuel Injection	Electronic Fuel Injection	Electronic Fuel Injection
	Cooling	Liquid	Liquid	Liquid	Liquid
DRIVETRAIN	Transmission/ Final Drive	Automatic PVT H/L/N/R/P; Shaft	Automatic PVT H/L/N/R/P; Shaft	Automatic PVT H/L/N/R/P; Shaft	Automatic PVT H/L/N/R/P; Shaft
	Drive System	On-Demand True AWD/2WD/VersaTrac Turf Mode	On-Demand True AWD/2WD/VersaTrac Turf Mode	On-Demand True AWD/2WD/VersaTrac Turf Mode	On-Demand True AWD/2WD/VersaTrac Turf Mode
SUSPENSION	Engine Braking System / Active Descent Control	Not Equipped / Not Equipped	ADC Equipped	Not Equipped/Not Equipped	Not Equipped/Not Equipped
	Front Suspension	MacPherson Strut 22.9 cm Travel	MacPherson Strut 22.9 cm Travel	MacPherson Strut 22.9 cm Travel	MacPherson Strut 22.9 cm Travel
BRAKES	Rear Suspension	Dual A-Arm, IRS 25.4 cm Travel	Dual A-Arm, IRS 25.4 cm Travel	Dual A-Arm, IRS 25.4 cm Travel	Dual A-Arm, IRS 25.4 cm Travel
	Front/Rear Brakes	4-Wheel Hydraulic Disc	4-Wheel Hydraulic Disc with Dual-Bore Front Calipers	4-Wheel Hydraulic Disc	4-Wheel Hydraulic Disc
TYRES AND WHEELS	Parking Brake	Park in Transmission	Hand-Actuated	Park in Transmission	Park in Transmission
	Front Tyres	25 x 8-12; Carlisle 489	25 x 8-12; Carlisle 489	25 x 8-12; Carlisle 489	25 x 8-12; Carlisle Terra Cross
DIMENSIONS / CAPACITIES	Rear Tyres	25 x 10-12; Carlisle 489	25 x 10-12; Carlisle 489	25 x 10-12; Carlisle 489	25 x 10-12; Carlisle Terra Cross
	Wheels	Stamped Steel	Aluminium Black Xcelerator	12" Black Aluminium	12" Black Aluminium
	Wheelbase	185.4 cm	185.4 cm	185.4 cm	185.4 cm
	Dry Weight	525 kg	501 kg	564 kg	670 kg
	Overall Vehicle Size (L x W x H)	274.3 x 142.2 x 188 cm	279 x 147 x 185 cm	274.3 x 142.2 x 188 cm	274.3 x 147.3 x 188 cm
	Ground Clearance	27.9 cm	26.7 cm	27.9 cm	26.7 cm
	Seating Capacity	2	2	2	2
	Fuel Capacity	35.9 L	34.1 L	35.9 L	35.9 L
	Bed Box Dimensions (L x W x H)	84.6 x 123.7 x 31.2 cm	81 x 107 x 29 cm	84.6 x 123.7 x 31.2 cm	84.6 x 123.7 x 31.2 cm
	Front/Rear Rack or Box Capacity	N.A / 227 kg	N.A / 227 kg	N.A / 227 kg	N.A / 227 kg
FEATURES	Payload Capacity	453 kg	454 kg	420 kg	318 kg
	Hitch Towing Rating	680 kg	680 kg	680 kg	680 kg
	Hitch Type	Standard 5 cm Receiver	Standard 5 cm Receiver	Standard 5 cm Receiver	Standard 5 cm Receiver
	Cargo System/Cab	Lock & Ride	Lock & Ride	Lock & Ride	Lock & Ride
	Lighting	55W Headlight, LED Taillamps	50W Headlight, LED Taillight	High/Low Beam LED Headlights LED Taillamps	Halogen Headlamps, 55W low beam, 60W high beam, LED Taillamps
	Electronic Power Steering	Not Equipped	Standard	Standard	Standard
	Adjustable Driver's Seat	Not Equipped	Not Equipped	Not Equipped	Not Equipped
	Tilt Steering	Standard	Standard	Standard	Standard
Instrumentation	4" LCD Rider Information Center: User Selectable Blue/Red Backlighting & Brightness, Programmable Service Intervals, Speedometer, Tachometer, Odometer, Tripmeter, Clock, Hour Meter, Gear Indicator, Fuel Gauge, Coolant Temperature, Voltmeter, Service Indicator and Codes, Seat Belt Reminder, DC Outlet	Single Analog Dial with 2" LCD Rider Information Center: Speedometer, Tachometer, Odometer, Tripmeter, Clock, Hour Meter, Gear Indicator, Fuel Gauge, Coolant Temperature, Voltmeter, Service Indicator and Codes, Seatbelt Reminder Light, DC Outlet	4" LCD Rider Information Center: User Selectable Blue/Red Backlighting & Brightness, Programmable Service Intervals, Speedometer, Tachometer, Odometer, Tripmeter, Clock, Hour Meter, Gear Indicator, Fuel Gauge, Coolant Temperature, Voltmeter, Service Indicator and Codes, Seat Belt Reminder, DC Outlet	4" LCD Rider Information Center: User Selectable Blue/Red Backlighting & Brightness, Programmable Service Intervals, Speedometer, Tachometer, Tripmeter, Clock, Hour Meter, Gear Indicator, Fuel Gauge, Coolant Temperature, Voltmeter, Service Indicator and Codes, Seat Belt Reminder, DC Outlet	
Other Standard Features	Gas Assist Dump Box, Single Latch Tailgate, Rear-mounted Fiberglass Insulated Exhaust System, Standard In-dash SAE Charge Port, 340 CCA Battery, 660W Charging System (Stator)	N.A	Gas Assist Dump Box, Single Latch Tailgate, Rear-mounted Fiberglass Insulated Exhaust System, Standard In-dash SAE Charge Port, 575 CCA Battery, 660W Charging System (Stator)	All great features of SP 570 Premium plus: Polaris HD 3,500 Lb. Synthetic Rope Winch with Autostop and In-Dash Switch, Premium Pro-Shield Cab, Doors with Crank Windows, Integrated Door Storage	
Colours	Sage Green	Bronze Mist	Pursuit Camo	Grey	

*Specifications subject to change

AGRICULTURE/UTILITY

SPECIFICATIONS



RANGER 1000 EPS



RANGER 1000 PREMIUM



RANGER XP 1000 HD EPS ADC



RANGER DIESEL HD EPS ADC

	RANGER 1000 EPS	RANGER 1000 PREMIUM	RANGER XP 1000 HD EPS ADC	RANGER DIESEL HD EPS ADC
ENGINE	Engine Type	4-Stroke Twin Cylinder SOHC	4-Stroke Twin Cylinder SOHC	4-Stroke Twin Cylinder DOHC
	Displacement	999cc	999cc	999cc
	Fuel System / Battery	Electronic Fuel Injection	Electronic Fuel Injection	Electronic Fuel Injection
DRIVETRAIN	Cooling	Liquid	Liquid	Liquid
	Transmission/ Final Drive	Automatic PVT H/L/N/R/P; Shaft	Automatic PVT H/L/N/R/P; Shaft	Automatic PVT H/L/N/R/P; Shaft
	Drive System	High Performance On-Demand True AWD/2WD/VersaTrac Turf Mode	High Performance On-Demand True AWD/2WD/VersaTrac Turf Mode	High Performance On-Demand True AWD/2WD/VersaTrac Turf Mode
SUSPENSION	Engine Braking System / Active Descent Control	Not Equipped/Not Equipped	Not Equipped/ Not Equipped	Engine Braking & ADC Equipped
	Front Suspension	Dual A-Arm 25.4 cm Travel	Dual A-Arm 25.4 cm Travel	Dual A-Arm 27.9 cm Travel
	Rear Suspension	Dual A-Arm, IRS 25.4 cm Travel	Dual A-Arm, IRS 25.4 cm Travel	Dual A-Arm, IRS 27.9 cm Travel
BRAKES	Front/Rear Brakes	4-Wheel Hydraulic Disc with Dual-Bore Front and Rear Calipers	4-Wheel Hydraulic Disc with Dual-Bore Front and Rear Calipers	4-Wheel Hydraulic Disc with Dual-Bore Front Calipers
	Parking Brake	Park in Transmission	Park in Transmission	Hand-Actuated
	Front Tyres	25 x 10-12; Carlisle 489	26 x 9-12; PXT 2.0	27 x 9-14; Pro Armor X-Terrain
TYRES AND WHEELS	Rear Tyres	25 x 11-12; Carlisle 489	26 x 11-12; PXT 2.0	27 x 11-14; Pro Armor X-Terrain
	Wheels	Stamped Steel	Aluminum Black Xcelerator 2.0	14" Aluminum
	Wheelbase	206 cm	206 cm	206 cm
DIMENSIONS / CAPACITIES	Dry Weight	674 kg	674 kg	737 kg
	Overall Vehicle Size (L x W x H)	305 x 158 x 193 cm	305 x 158 x 193 cm	305 x 158 x 196 cm
	Ground Clearance	30.5 cm	31.8 cm	33 cm
	Seating Capacity	3	3	3
	Fuel Capacity	43 L	43 L	43.5 L
	Bed Box Dimensions (L x W x H)	93.3 x 137.8 x 31.75 cm	93.3 x 137.8 x 31.75 cm	93.3 x 137.8 x 31.75 cm
	Front/Rear Rack or Box Capacity	N.A / 454 kg	N.A / 454 kg	N.A / 454 kg
	Payload Capacity	680 kg	680 kg	680 kg
	Hitch Towing Rating	680 kg	1,134 kg	1,134 kg
	Hitch Type	Standard 5 cm Receiver	Standard 5 cm Receiver	Standard 5 cm Receiver
FEATURES	Cargo System/Cab	Lock & Ride	Lock & Ride	Lock & Ride
	Lighting	Halogen Headlamps, 55W Low Beam, 60W High Beam, Dual LED Taillamps	Dual LED Headlamps, 600lm Low Beam, 1000lm High Beam, Dual LED Taillamps	Dual LED Headlamps, 1250 lm Low Beam, 2300 lm High Beam, Dual LED Taillamps
	Electronic Power Steering	Standard	Standard	Standard
	Adjustable Driver's Seat	Not Equipped	Standard	Standard
	Tilt Steering	Standard	Standard	Standard
Instrumentation	4" LCD Rider Information Center: User Selectable Blue/Red Backlighting & Brightness, Programmable Service Intervals, Speedometer, Tachometer, Odometer, Tripmeter, Clock, Hour Meter, Gear Indicator, Fuel Gauge, Coolant Temperature, Voltmeter, Service Indicator and Codes, Seat Belt Reminder, DC Outlet	4" LCD Rider Information Center: User Selectable Blue/Red Backlighting & Brightness, Programmable Service Intervals, Speedometer, Tachometer, Odometer, Tripmeter, Clock, Hour Meter, Gear Indicator, Fuel Gauge, Coolant Temperature, Voltmeter, Service Indicator and Codes, Seat Belt Reminder, DC Outlet	Dual-sweep Analog Dials w/ 4" LCD Rider Information Center: User Selectable Blue/Red Backlighting & Brightness, Programmable Service Intervals, Speedometer, Tachometer, Odometer, Tripmeter, Clock, Hour Meter, Gear Indicator, Fuel Gauge, Coolant Temperature, Voltmeter, Service Indicator and Codes, Seat Belt Reminder, 1 DC Outlet, 1 USB Charge Port	All Digital Gauge, Speedometer, Odometer, Tachometer, 2 Trip Meters, Hour Meter, Gear Indicator, Fuel Gauge, Engine Temperature, Hi-Temp Light, Clock, Glow Plug Indicator, Low Oil Pressure Indicator, Seat Belt Indicator, Parking Brake Engaged Alarm, Horn, Backup Alarm
Other Standard Features	Polaris Pulse Electrical System (3 position), Standard In-Dash SAE Charge Port	Premium Cut & Sew Seats, Polaris Pulse Electrical System (3 position), Standard In-Dash SAE Charge Port	Premium Cut & Sew Seats with Contoured Seatbacks and Embroidered Polaris Branding, Premium Steering Wheel and Interior Accents	N.A
Colours	Sage Green	Springfield Blue	Bronson Rock Smoke	Sage Green

*Specifications subject to change



RANGER XP 1000 NORTHSTAR PREMIUM



RANGER XP KINETIC PREMIUM



RANGER XP KINETIC ULTIMATE

	RANGER XP 1000 NORTHSTAR PREMIUM	RANGER XP KINETIC PREMIUM	RANGER XP KINETIC ULTIMATE
ENGINE	Engine Type	4-Stroke Twin Cylinder DOHC	Interior Permanent Magnet AC Motor
	Displacement	999cc	N.A
DRIVETRAIN	Fuel System / Battery	Electronic Fuel Injection	Lithium-Ion, 14.9 kWh Nominal
	Cooling	Liquid	Active Air and Liquid
SUSPENSION	Transmission/ Final Drive	Automatic PVT H/L/N/R/P; Shaft	Gates Synchronous Belt H/L/N/P (Electronic Forward/Reverse), Shaft
	Drive System	High Performance On-Demand True AWD/2WD/VersaTrac Turf Mode	High Performance On-Demand True AWD/2WD/ VersaTrac Turf Mode
BRAKES	Engine Braking System / Active Descent Control	Not Equipped / Not Equipped	Regenerative Braking / Not Equipped
	Front Suspension	Dual A-Arm 27.9 cm Travel	Dual A-Arm 25.4 cm Travel
TYRES AND WHEELS	Rear Suspension	Dual A-Arm, IRS 27.9 cm Travel	Dual A-Arm, IRS 25.4 cm Travel
	Front/Rear Brakes	4-Wheel Hydraulic Disc with Dual-Bore Front Callipers	4-Wheel Hydraulic Disc with Dual-Bore Front Callipers
DIMENSIONS / CAPACITIES	Parking Brake	Park in Transmission	Park In-Transmission
	Front Tyres	27 x 9-14; Pro Armor X-Terrain	29 X 9-14; PRO ARMOR X-TERRAIN; 8-Ply Rated
FEATURES	Rear Tyres	27 x 11-14; Pro Armor X-Terrain	29 x 11-14; PRO ARMOR X-TERRAIN; 8-Ply Rated
	Wheels	35.6 cm Aluminum	35.6 cm Aluminum
DIMENSIONS / CAPACITIES	Wheelbase	206 cm	206 cm
	Dry Weight	867 kg	785 kg - vehicle weight subject to change
DIMENSIONS / CAPACITIES	Overall Vehicle Size (L x W x H)	305 x 165 x 198 cm	305 x 158 x 198 cm
	Ground Clearance	33 cm	35.5 cm
DIMENSIONS / CAPACITIES	Seating Capacity	3	3
	Fuel Capacity	43.5 L	N.A
DIMENSIONS / CAPACITIES	Bed Box Dimensions (L x W x H)	93.3 x 137.8 x 31.75 cm	93.3 x 137.8 x 31.75 cm
	Front/Rear Rack or Box Capacity	454 kg	N.A / 567 kg
DIMENSIONS / CAPACITIES	Payload Capacity	578 kg	680 kg
	Hitch Towing Rating	1,134 kg	1,134 kg
DIMENSIONS / CAPACITIES	Hitch Type	Standard 5 cm Receiver	Standard 5 cm Receiver
	Cargo System/Cab	Lock & Ride	Lock & Ride®
DIMENSIONS / CAPACITIES	Lighting	Dual LED Headlamps, 1250lm Low Beam, 2300lm High Beam, Dual LED Taillamps	Dual LED Headlamps, 1250lm low beam, 2300lm high beam, LED Front Accent Light with Charge Indicator, Dual LED Taillamps
	Electronic Power Steering	Standard	Standard
DIMENSIONS / CAPACITIES	Adjustable Driver's Seat	Standard	Premium Cut & Sew Seats with Contoured Seatbacks and Embroidered Polaris Branding
	Tilt Steering	Standard	N.A
DIMENSIONS / CAPACITIES	Instrumentation	Dual-sweep Analog Dials w/ 4" LCD Rider Information Center: User Selectable Blue/Red Backlighting & Brightness, Programmable Service Intervals, Speedometer, Tachometer, Odometer, Tripmeter, Clock, Hour Meter, Gear Indicator, Fuel Gauge, Coolant Temperature, Voltmeter, Service Indicator and Codes, Seat Belt Reminder, 2 DC Outlets, 1 USB Charge Port	Driver's Side Dual-sweep Analog Dials w/ 4" Multi-Color LCD Rider Information Center: Power Use and Regen %, Battery State of Charge %, Range Remaining, Charging Rate, Battery Temperature, Motor Temperature, Accessory Voltage, Speedometer, Odometer, Tripmeter, Gear Indicator, Service Indicator and Codes, Programmable Service Intervals, Seat Belt Reminder, User Selectable Backlighting & Brightness, Clock, Premium Cut & Sew Seats with Contoured Seatbacks and Embroidered Polaris Branding, Premium Steering Wheel and Interior Accents, Polaris Pulse Electrical System (6 position), DC Outlets, Dual USB Port, Cargo Box Located 12V SAE Port with In-Dash On/Off Switch
	Other Standard Features	Polaris HD 4,500 Lb. Synthetic Rope Winch with Autostop and Wireless Remote, Premium Pro-Shield Cab, Doors with Crank Windows, Fixed Glass Windshield with Wiper	Premium Cut & Sew Seats with Contoured Seatbacks and Embroidered Polaris Branding, Premium Steering Wheel and Interior Accents
DIMENSIONS / CAPACITIES	Colours	Azure Crystal Metallic	Ice White Pearl
			Ice White Pearl

*Specifications subject to change

AGRICULTURE/UTILITY

SPECIFICATIONS



RANGER CREW SP 570 PREMIUM

RANGER CREW 1000 PREMIUM

RANGER CREW XP 1000 PREMIUM

RANGER CREW XP 1000 NORTHSTAR PREMIUM

	RANGER CREW SP 570 PREMIUM	RANGER CREW 1000 PREMIUM	RANGER CREW XP 1000 PREMIUM	RANGER CREW XP 1000 NORTHSTAR PREMIUM	
ENGINE	Engine Type	4-Stroke Single Cylinder DOHC	4-Stroke Twin Cylinder SOHC	4-Stroke Twin Cylinder DOHC	
	Displacement	567cc	999cc	999cc	
	Fuel System / Battery	Electronic Fuel Injection	Electronic Fuel Injection	Electronic Fuel Injection	Electronic Fuel Injection
DRIVETRAIN	Cooling	Liquid	Liquid	Liquid	
	Transmission/ Final Drive	Automatic PVT H/L/N/R/P; Shaft	Automatic PVT H/L/N/R/P; Shaft	Automatic PVT H/L/N/R/P; Shaft	Automatic PVT H/L/N/R/P; Shaft
	Drive System	On-Demand True AWD/2WD/VersaTrac Turf Mode	High Performance On-Demand True AWD/2WD/VersaTrac Turf Mode	High Performance On-Demand True AWD/2WD/VersaTrac Turf Mode	High Performance On-Demand True AWD/2WD/VersaTrac Turf Mode
SUSPENSION	Engine Braking System / Active Descent Control	Not Equipped / Not Equipped	Not Equipped / Not Equipped	Not Equipped / Not Equipped	Not Equipped / Not Equipped
	Front Suspension	MacPherson Strut 22.9 cm Travel	Dual A-Arm 25.4 cm Travel	Dual A-Arm 27.9 cm Travel	Dual A-Arm 27.9 cm Travel
	Rear Suspension	Dual A-Arm, IRS 25.4 cm Travel	Dual A-Arm, IRS 25.4 cm Travel	Dual A-Arm, IRS 27.9 cm Travel	Dual A-Arm, IRS 27.9 cm Travel
BRAKES	Front/Rear Brakes	4-Wheel Hydraulic Disc	4-Wheel Hydraulic Disc with Dual-Bore Front and Rear Calipers	4-Wheel Hydraulic Disc with Dual-Bore Front Calipers	4-Wheel Hydraulic Disc with Dual-Bore Front Calipers
	Parking Brake	Park in Transmission	Park in Transmission	Park in Transmission	Park in Transmission
	Front Tyres	25 x 8-12; Carlisle 489	26 x 9-12; PXT 2.0	27 x 9-14; Pro Armor X-Terrain	27 x 9-14; Pro Armor X-Terrain
TYRES AND WHEELS	Rear Tyres	25 x 10-12; Carlisle 489	26 x 11-12; PXT 2.0	27 x 11-14; Pro Armor X-Terrain	27 x 11-14; Pro Armor X-Terrain
	Wheels	12" Black Aluminum	Aluminum Black Xcelerator 2.0	35.6 cm Aluminum	35.6 cm Aluminum
	Wheelbase	266.7 cm	287 cm	287 cm	287 cm
DIMENSIONS / CAPACITIES	Dry Weight	703 kg	814 kg	859 kg	1,063 kg
	Overall Vehicle Size (L x W x H)	365.8 x 142.2 x 188 cm	386 x 158 x 193 cm	386 x 158 x 196 cm	386 x 165 x 198 cm
	Ground Clearance	27.9 cm	31.8 cm	33 cm	33 cm
	Seating Capacity	4	6	6	6
	Fuel Capacity	35.9 L	43 L	43.5 L	43.5
	Bed Box Dimensions (L x W x H)	84.6 x 123.7 x 31.24 cm	93.3 x 137.8 x 31.75 cm	93.3 x 137.8 x 31.75 cm	93.3 x 137.8 x 31.75 cm
	Front/Rear Rack or Box Capacity	N.A / 227 kg	N.A / 454 kg	454 kg	455 kg
	Payload Capacity	499 kg	794 kg	767 kg	558 kg
	Hitch Towing Rating	680 kg	1,134 kg	1,134 kg	1,134 kg
	Hitch Type	Standard 5 cm Receiver	Standard 5 cm Receiver	Standard 5 cm Receiver	Standard 5 cm Receiver
FEATURES	Cargo System/Cab	Lock & Ride	Lock & Ride	Lock & Ride	Lock & Ride
	Lighting	High/Low Beam LED Headlights LED Taillamps	Dual LED Headlamps, 600lm Low Beam, 1000lm High Beam, Dual LED Taillamps	Dual LED Headlamps 1250lm Low Beam 2300lm High Beam Dual LED Taillamps	Dual LED Headlamps, 1250lm Low Beam, 2300lm High Beam, Dual LED Taillamps
	Electronic Power Steering	Standard	Standard	Standard	Standard
	Adjustable Driver's Seat	Not Equipped	Standard	Standard	Standard
	Tilt Steering	Standard	Standard	Standard	Standard
	Instrumentation	4" LCD Rider Information Center: User Selectable Blue/Red Backlighting & Brightness, Programmable Service Intervals, Speedometer, Tachometer, Odometer, Tripmeter, Clock, Hour Meter, Gear Indicator, Fuel Gauge, Coolant Temperature, Voltmeter, Service Indicator and Codes, Seat Belt Reminder, DC Outlet	4" LCD Rider Information Center: User Selectable Blue/Red Backlighting & Brightness, Programmable Service Intervals, Speedometer, Tachometer, Odometer, Tripmeter, Clock, Hour Meter, Gear Indicator, Fuel Gauge, Coolant Temperature, Voltmeter, Service Indicator and Codes, Seat Belt Reminder, DC Outlet	Dual-sweep Analog Dials w/ 4" LCD Rider Information Center: User Selectable Blue/Red Backlighting & Brightness, Programmable Service Intervals, Speedometer, Tachometer, Odometer, Tripmeter, Clock, Hour Meter, Gear Indicator, Fuel Gauge, Coolant Temperature, Voltmeter, Service Indicator and Codes, Seat Belt Reminder, 2 DC Outlets, 1 USB Charge Port	Dual-sweep Analog Dials w/ 4" LCD Rider Information Center: User Selectable Blue/Red Backlighting & Brightness, Programmable Service Intervals, Speedometer, Tachometer, Odometer, Tripmeter, Clock, Hour Meter, Gear Indicator, Fuel Gauge, Coolant Temperature, Voltmeter, Service Indicator and Codes, Seat Belt Reminder, 2 DC Outlets, 1 USB Charge Port
	Other Standard Features	Gas Assist Dump Box, Single Latch Tailgate, Rear-mounted Fiberglass Insulated Exhaust System, Standard In-dash SAE Charge Port, 5/75 CCA Battery, 660W Charging System (Stator)	Premium Cut & Sew Seats, Polaris Pulse Electrical System (3 position), Standard In-Dash SAE Charge Port.	Premium Cut & Sew Seats with Contoured Seatbacks and Embroidered Polaris Branding, Premium Steering Wheel and Interior Accents, Polaris Pulse Electrical System (6 position), Standard In-Dash SAE Charge Port, NFC Front Badge	Polaris HD 4,500 Lb. Synthetic Rope Winch with Autostop and Wireless Remote, Premium Pro-Shield Cab, Doors with Crank Windows, Fixed Glass Windshield with Wiper, Rear Glass Panel
	Colours	Ghost Gray	Springfield Blue	Bronson Rock Smoke	Azure Crystal Metallic

*Specifications subject to change

POLARIS RANGER



POLARIS

Think Outside

www.polarisaustralia.com

 [/polarisorv_au](https://www.instagram.com/polarisorv_au)

 [/PolarisAustralia](https://www.facebook.com/PolarisAustralia)

 [/TeamRZR](https://www.facebook.com/TeamRZR)

Polaris reserves the right to withdraw any product from sale or change specifications and pricing without notice. Confirm model specifications and availability with your Polaris Dealer prior to ordering. The Polaris range is not intended for and may not be registered for on-road use. All competitive comparisons are based on published manufacturer specifications available at December 2022 unless otherwise specified. See other manufacturers for latest specifications. All photography taken with professional riders and drivers. For your safety, always operate Polaris products as instructed in the product manual and on warning labels. Never carry passengers on any product not designed for such use. Preserve your future riding opportunities by showing respect for the environment, local laws and the rights of others. Avoid excessive speeds and be particularly careful on difficult terrain. ©Polaris Sales Australia Pty Ltd ABN 62 088 081 949, Registered Office: 36 Grimes Court, Derrimut, VIC 3026. Printed December 2022.